



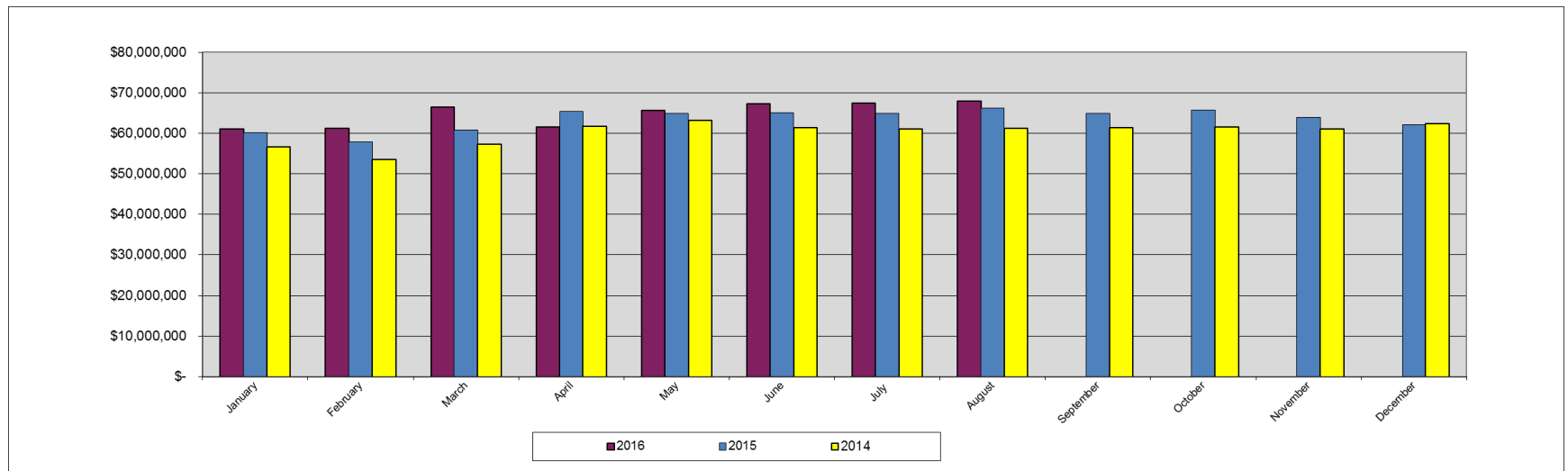
# **Aviation Enterprise Financial Report August 2016**

Prepared by the Office of Finance  
September 2016

# Aviation Enterprise Financial Report August 2016

## Total Revenue

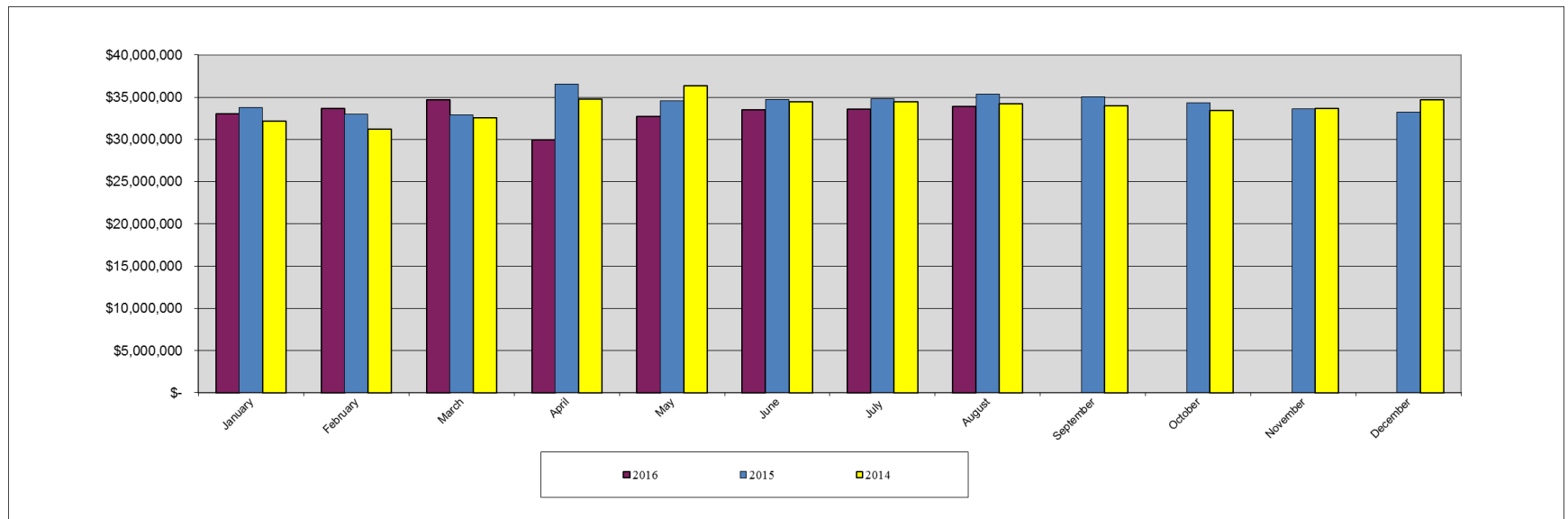
- Total Revenue thru August 2016 is \$518.6 million
- Total Revenue thru August 2016 is 2.7% higher than prior year
- At 66.7% through the year, total revenue is 67.7% of the annual budget
- Total Revenue thru August 2016 is 1.4% higher than forecast



# Aviation Enterprise Financial Report August 2016

## Airline Revenue

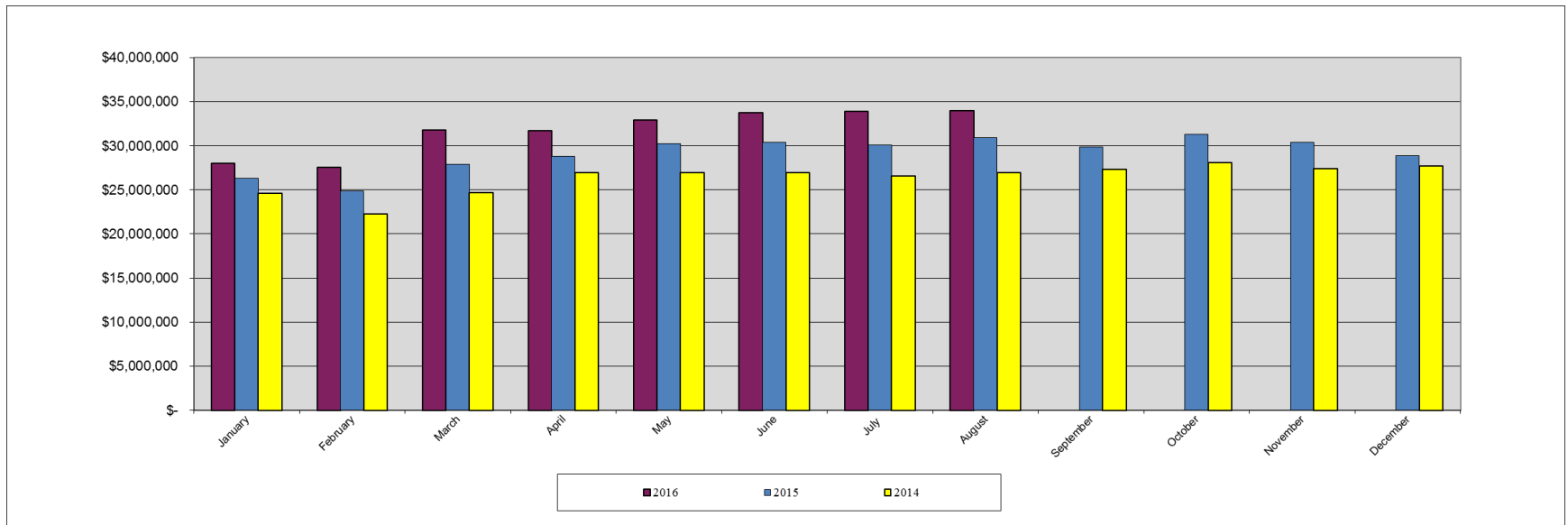
- Airline Revenue thru August 2016 is \$265.0 million
- Airline Revenue thru August 2016 is 3.9% lower than prior year
- At 66.7% through the year, airline revenues are 63.7% of the annual budget
- Airline Revenue thru August 2016 is 4.4% lower than forecast



# Aviation Enterprise Financial Report August 2016

## Non-Airline Revenue

- Non-Airline Revenue thru August 2016 is \$253.6 million
- Non-Airline Revenue thru August 2016 is 10.5% higher than prior year
- At 66.7% through the year, non-airline revenues are 72.5% of the annual budget
- Non-Airline Revenue thru August 2016 is 8.1% higher than forecast



# Aviation Enterprise Financial Report August 2016

## O&M Expenses

- O&M Expenses thru August 2016 are \$241.6 million
- O&M Expenses thru August 2016 are 1.0% higher than prior year
- At 66.7% through the year, expenses are at 62.1% of the annual budget
- O&M Expenses thru August 2016 are 6.1% lower than forecast

# Aviation Enterprise Financial Report August 2016

## Operating Income

- \$107.7 million thru August 2016
- Prior year operating income was \$97.7 million

## Debt Service Coverage Estimate

	Current Year	Prior Year
August	1.67x	1.68x
July	1.64x	1.63x
December	1.63x	1.69x



METROPOLITAN  
WASHINGTON  
AIRPORTS AUTHORITY

MWAA.COM



@Reagan\_Airport

@Dulles\_Airport

@Dulles\_Toll\_Road



reaganairport

FlyDulles

dullestollroad

















































