



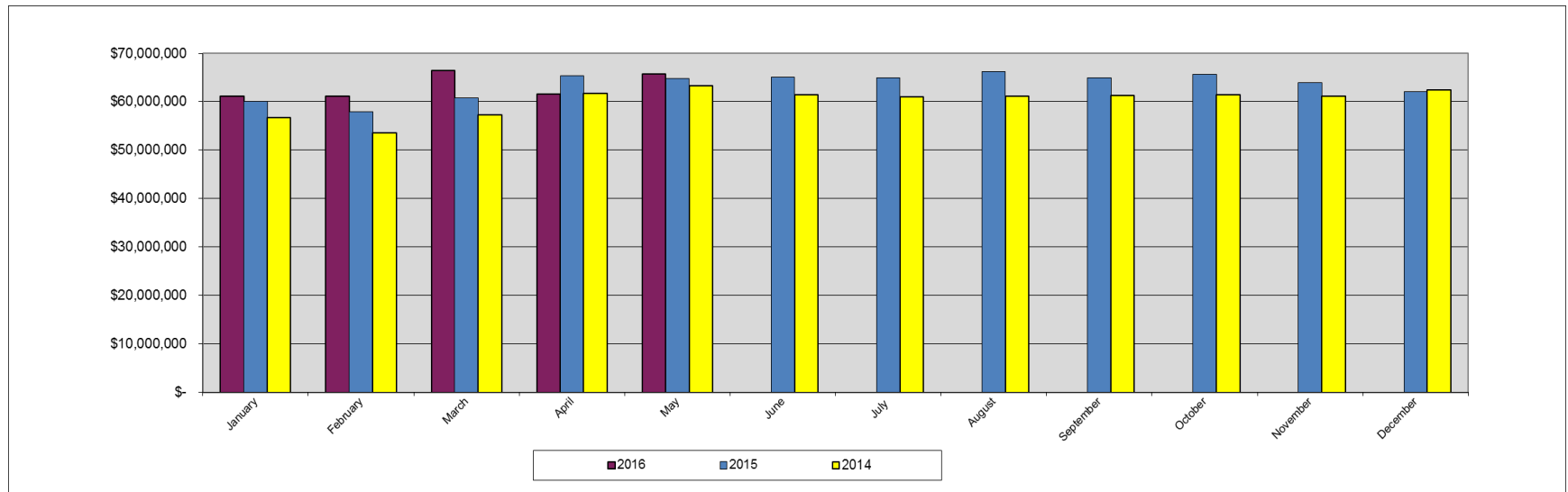
Aviation Enterprise Financial Report May 2016

Prepared by the Office of Finance
June 2016

Aviation Enterprise Financial Report May 2016

Total Revenue

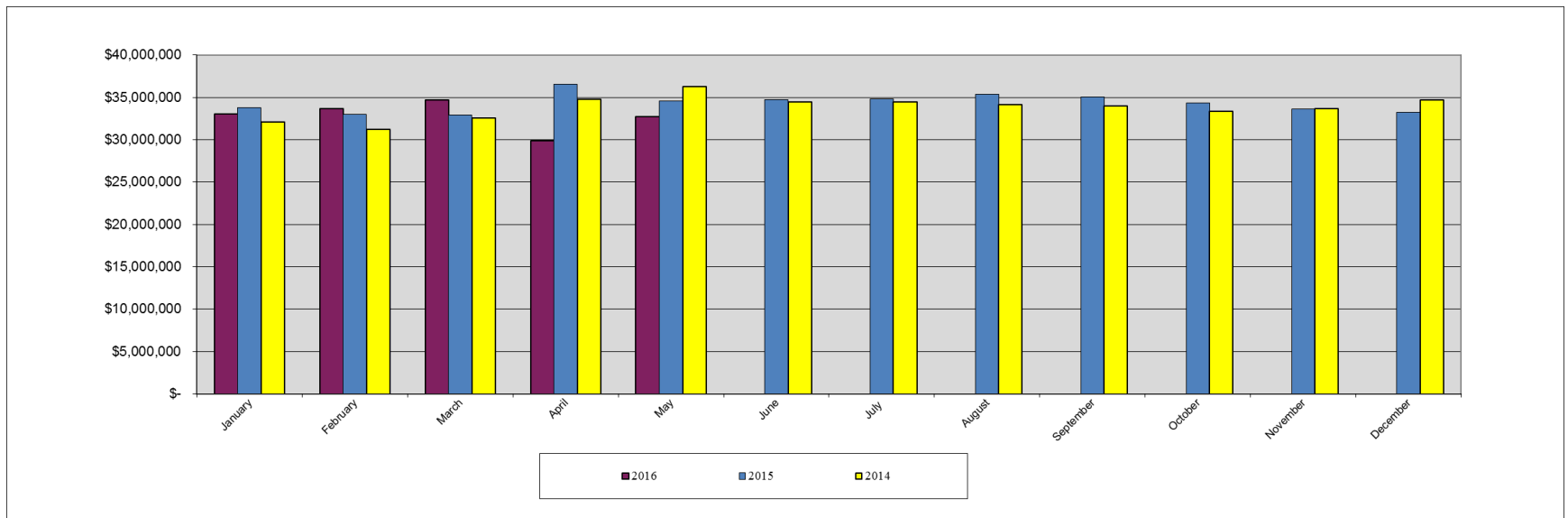
- Total Revenue thru May 2016 is \$316.0 million
- Total Revenue thru May 2016 is 2.3% higher than prior year
- At 41.7% through the year, total revenue is 41.3% of the annual budget
- Total Revenue thru May 2016 is 0.6% higher than forecast



Aviation Enterprise Financial Report May 2016

Airline Revenue

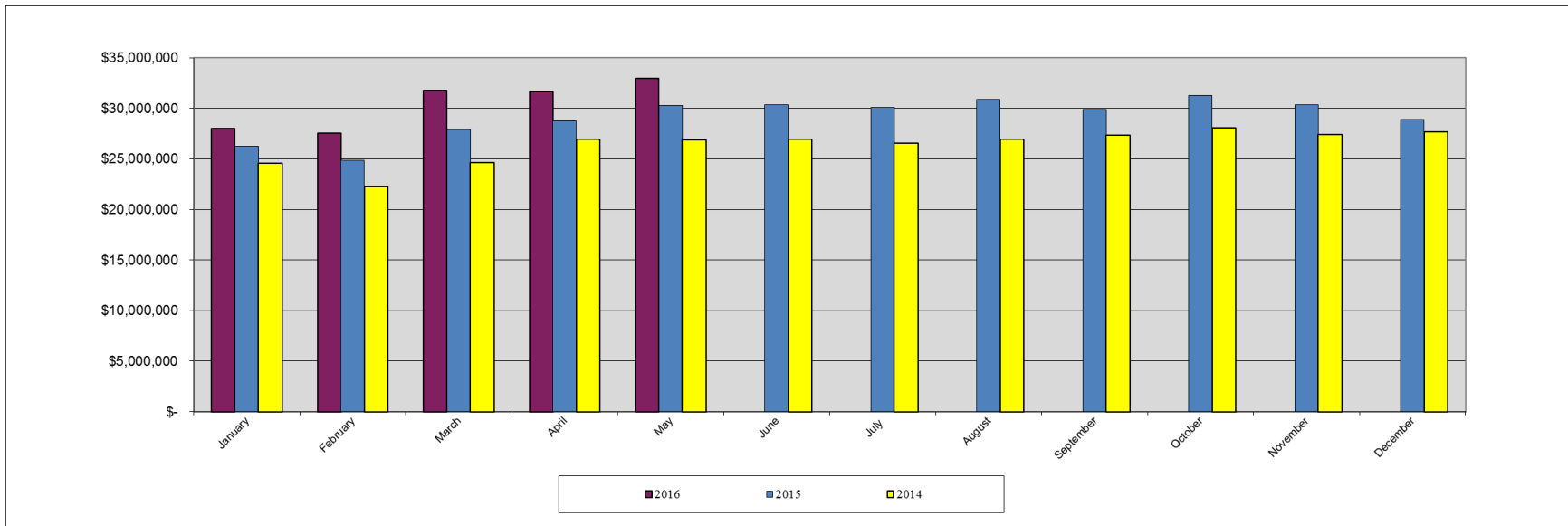
- Airline Revenue thru May 2016 is \$164.0 million
- Airline Revenue thru May 2016 is 4.0% lower than prior year
- At 41.7% through the year, airline revenues are 39.4% of the annual budget
- Airline Revenue thru May 2016 is 4.0% lower than forecast



Aviation Enterprise Financial Report May 2016

Non-Airline Revenue

- Non-Airline Revenue thru May 2016 is \$151.9 million
- Non-Airline Revenue thru May 2016 is 10.0% higher than prior year
- At 41.7% through the year, non-airline revenues are 43.5% of the annual budget
- Non-Airline Revenue thru May 2016 is 6.1% higher than forecast



Aviation Enterprise Financial Report May 2016

O&M Expenses

- O&M Expenses thru May 2016 are \$153.8 million
- O&M Expenses thru May 2016 are 0.5% lower than prior year
- At 41.7% through the year, expenses are at 39.5% of the annual budget
- O&M Expenses thru May 2016 are 6.6% lower than forecast

Aviation Enterprise Financial Report May 2016

Operating Income

- \$57.2 million thru May 2016
- Prior year operating income was \$52.7 million

Debt Service Coverage Estimate*

	Current Year	Prior Year
May	1.55x	1.56x
April	1.55x	1.56x
December	1.63x	1.69x

* Includes \$40 million transfer per use and lease agreement



METROPOLITAN
WASHINGTON
AIRPORTS AUTHORITY
MWAA.COM



@Reagan_Airport

@Dulles_Airport

@Dulles_Toll_Road



reaganairport

FlyDulles

dullestollroad



