



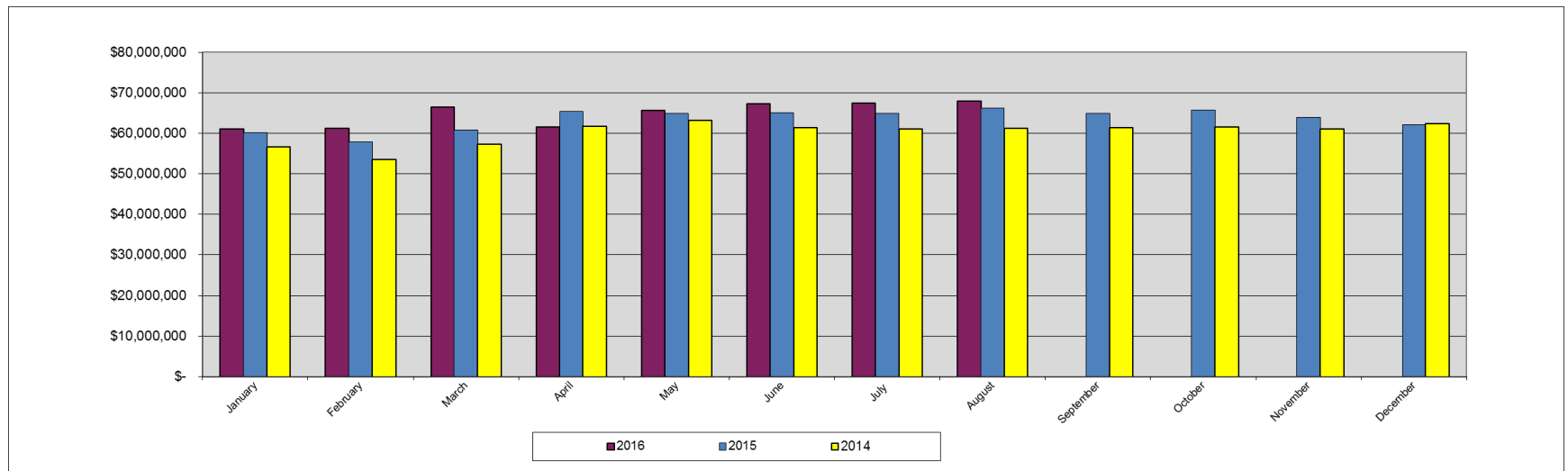
Aviation Enterprise Financial Report August 2016

Prepared by the Office of Finance
September 2016

Aviation Enterprise Financial Report August 2016

Total Revenue

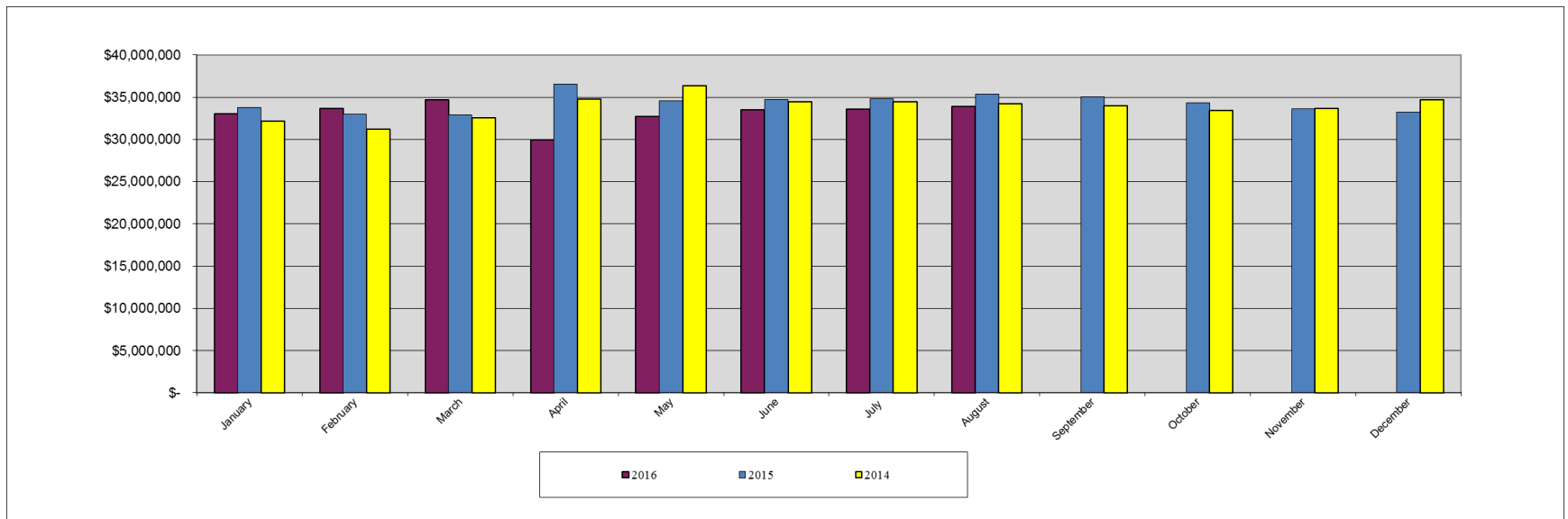
- Total Revenue thru August 2016 is \$518.6 million
- Total Revenue thru August 2016 is 2.7% higher than prior year
- At 66.7% through the year, total revenue is 67.7% of the annual budget
- Total Revenue thru August 2016 is 1.4% higher than forecast



Aviation Enterprise Financial Report August 2016

Airline Revenue

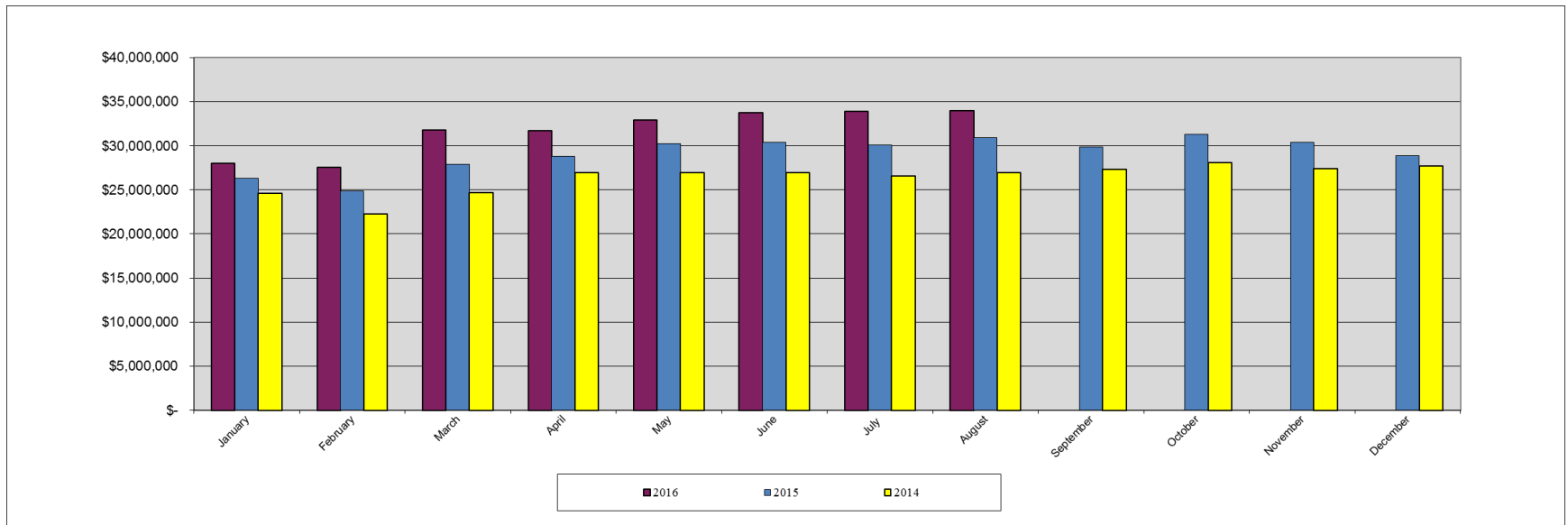
- Airline Revenue thru August 2016 is \$265.0 million
- Airline Revenue thru August 2016 is 3.9% lower than prior year
- At 66.7% through the year, airline revenues are 63.7% of the annual budget
- Airline Revenue thru August 2016 is 4.4% lower than forecast



Aviation Enterprise Financial Report August 2016

Non-Airline Revenue

- Non-Airline Revenue thru August 2016 is \$253.6 million
- Non-Airline Revenue thru August 2016 is 10.5% higher than prior year
- At 66.7% through the year, non-airline revenues are 72.5% of the annual budget
- Non-Airline Revenue thru August 2016 is 8.1% higher than forecast



Aviation Enterprise Financial Report August 2016

O&M Expenses

- O&M Expenses thru August 2016 are \$241.6 million
- O&M Expenses thru August 2016 are 1.0% higher than prior year
- At 66.7% through the year, expenses are at 62.1% of the annual budget
- O&M Expenses thru August 2016 are 6.1% lower than forecast

Aviation Enterprise Financial Report August 2016

Operating Income

- \$107.7 million thru August 2016
- Prior year operating income was \$97.7 million

Debt Service Coverage Estimate

| | Current Year | Prior Year |
|----------|--------------|------------|
| August | 1.67x | 1.68x |
| July | 1.64x | 1.63x |
| December | 1.63x | 1.69x |



METROPOLITAN
WASHINGTON
AIRPORTS AUTHORITY
MWAA.COM



@Reagan_Airport

@Dulles_Airport

@Dulles_Toll_Road



reaganairport

FlyDulles

dullestollroad



